

Scaled data based on original data using
LM-79-08 Approved Method: Electrical and Photometric Measurements of Solid-
State Lighting Products

Test Report Prepared for
Cooper Lighting Solutions
(formerly Eaton)

Brand: McGRAW-EDISON

Report Number: P226393

Luminaire Tested: **ISW-AF-XXX-LED-E1-T3-7050-XXB**

Issue Date: 3/3/2020

Test Information

Test Method: LM-79-08
Report Number: P226393
TEST IS SCALED FROM IESNA LM-79-08 TEST DATA (P35938)
Test Lab: INNOVATION CENTER-P3
Issue Date: 3/3/2020
Manufacturer: COOPER LIGHTING SOLUTIONS (FORMERLY EATON)
Product Line: MCGRAW-EDISON
Catalog Number: ISW-AF-XXX-LED-E1-T3-7050-XXB
Description: IMPACT ELITE LED WEDGE LUMINAIRE, EMERGENCY MODE WITH BATTERY
BACKPACK BOX
LIGHT SQUARE WITH ACCULED OPTICS-TYPE III
Light Source: (16) 5000K CCT, 70 CRI LEDs
Ballast/Driver: ELECTRONIC DRIVER

Summary

Lumens per Lamp: N/A
Luminaire Lumens: 666 lumens
Efficiency: N/A
Efficacy: 51.2 lumens/watt
Luminous Opening: Rectangular (W 0.5' x L: 0.5' x H: 0')
IES Classification: Type III - Short - Cutoff
BUG Rating: B0 - U1 - G0

Input Watts (W): 13
Input Voltage (V): 120
Input Current (Ain): NR
Voltage Rise (V): NR
Power Factor: NR
Total Harmonic Distortion (THDi): NR
Frequency (hertz): 60
Stabilization Time: NR
Operation Time: NR
Ambient Temperature (°C): NR
Test Distance: 25 FT

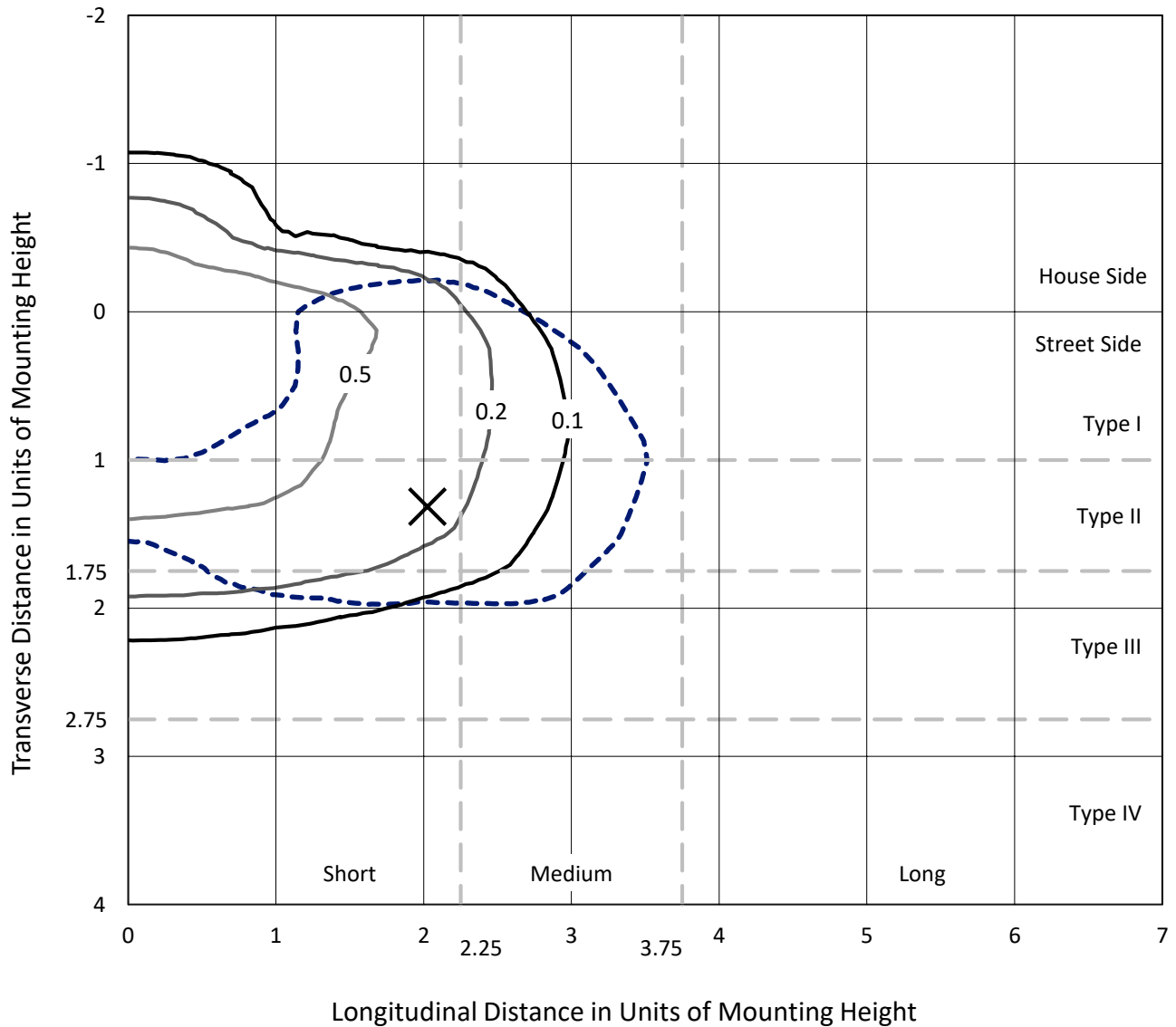


REPORT NUMBER: P226393

CATALOG NUMBER: ISW-AF-XXX-LED-E1-T3-7050-XXB

Iso-Footcandle Lines of Horizontal Illumination

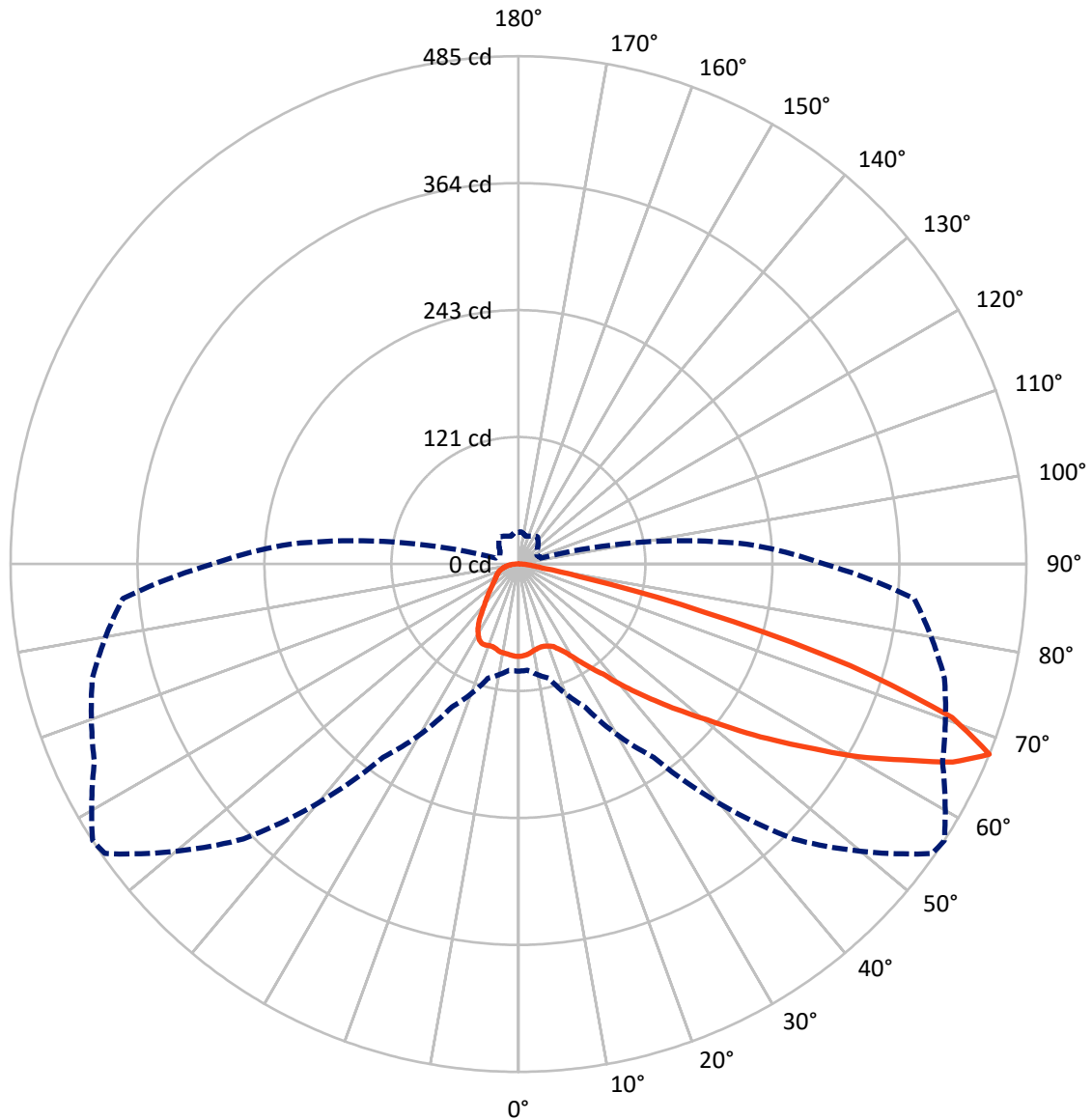
× Max cd
 - - - 1/2 Max cd



Based on 10 foot mounting height. Maximum calculated value = 0.9 fc
 Type III - Short - Cutoff

REPORT NUMBER: P226393
CATALOG NUMBER: ISW-AF-XXX-LED-E1-T3-7050-XXB

Luminous Intensity Polar Plot



— Vertical Plane Through 57-Deg Lateral - - - Horizontal Cone Through 67.5-Deg Vertical

REPORT NUMBER: P226393

CATALOG NUMBER: ISW-AF-XXX-LED-E1-T3-7050-XXB

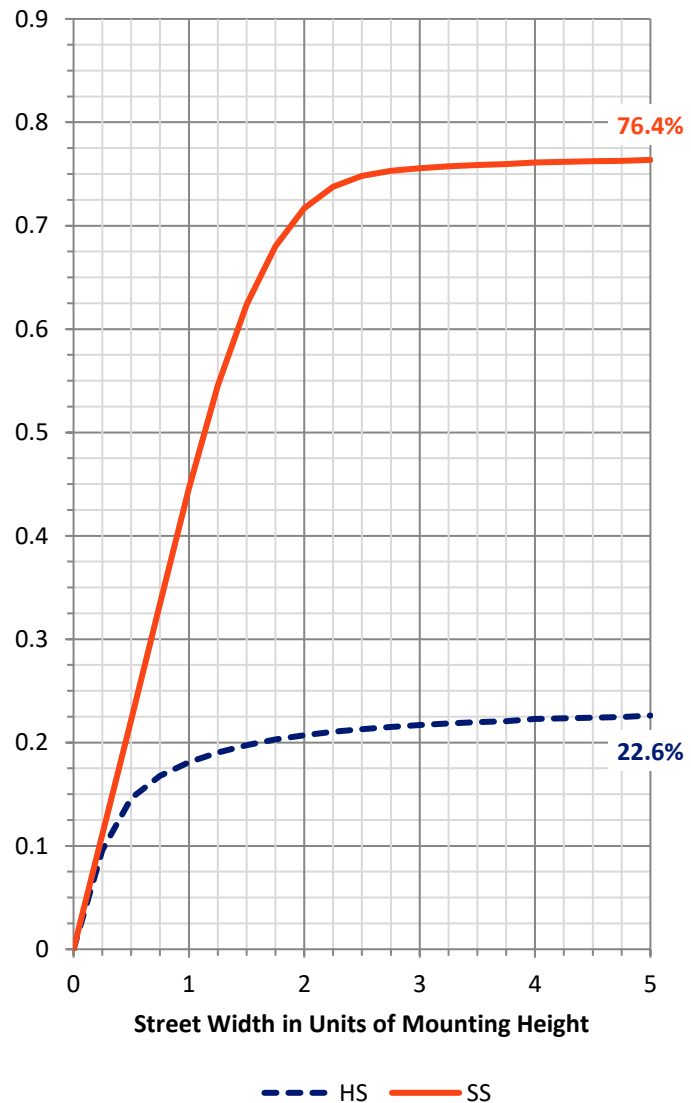
FLUX DISTRIBUTION:

		Downward	Upward	Total
House Side	Lumens	155.0	0.2	155.2
	% Fixture	23.3	0.0	23.3
Street Side	Lumens	510.7	0.1	510.8
	% Fixture	76.7	0.0	76.7
Total	Lumens	665.7	0.3	666.0
	% Fixture	100.0	0.0	100.0

Coefficient of Utilization

ZONAL LUMENS:

Zone	Lumens	% Fixture
0°-10°	8.3	1.2
10°-20°	23.7	3.6
20°-30°	40.8	6.1
30°-40°	66.4	10.0
40°-50°	107.1	16.1
50°-60°	159.6	24.0
60°-70°	179.8	27.0
70°-80°	69.3	10.4
80°-90°	10.7	1.6
90°-100°	0.3	0.0
100°-110°	0.0	0.0
110°-120°	0.0	0.0
120°-130°	0.0	0.0
130°-140°	0.0	0.0
140°-150°	0.0	0.0
150°-160°	0.0	0.0
160°-170°	0.0	0.0
170°-180°	0.0	0.0
0°-90°	665.7	100.0
0°-180°	666.0	100.0



REPORT NUMBER: P226393

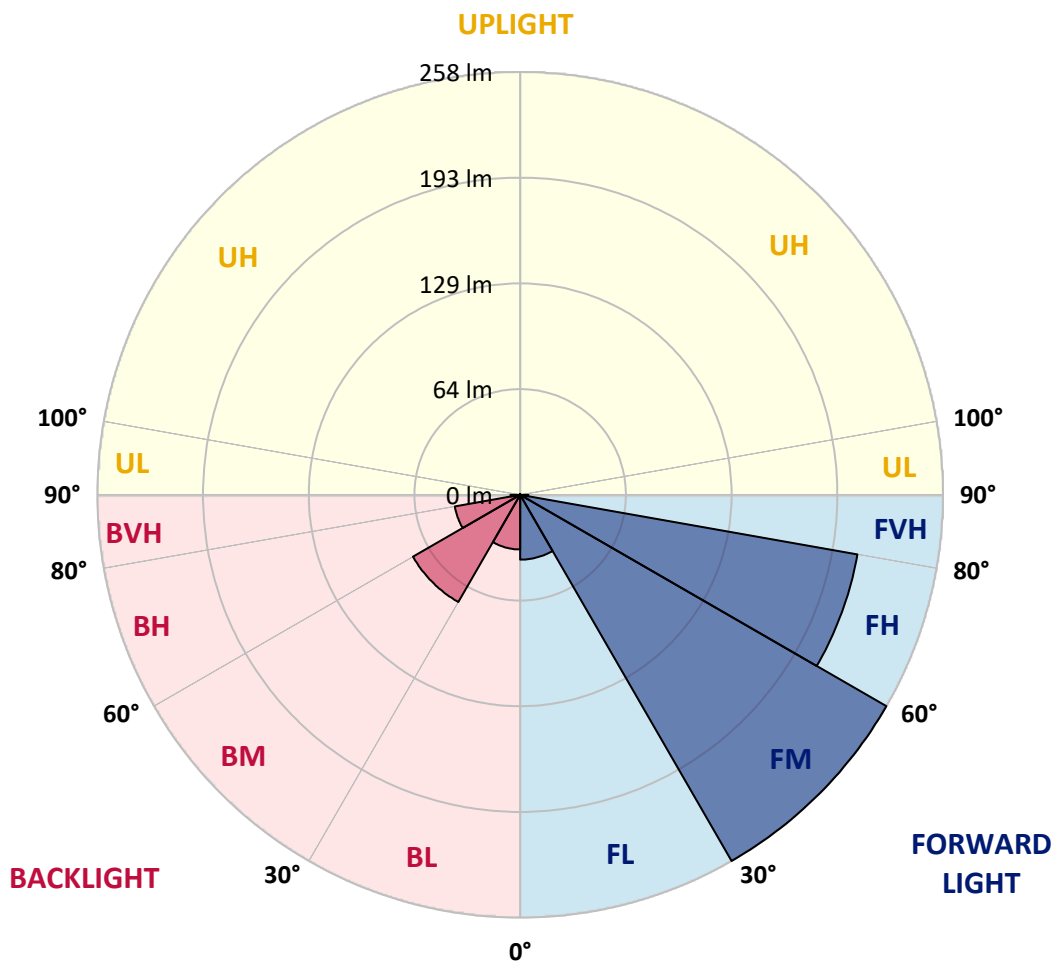
CATALOG NUMBER: ISW-AF-XXX-LED-E1-T3-7050-XXB

LUMINAIRE CLASSIFICATION SYSTEM LUMEN TABLE AND BUG RATING:

Zone		Lumens	% Fixture	Zone Rating/Lumen Limit		
				B	U	G
FL	(0°-30°)	39.5	5.9			
FM	(30°-60°)	257.6	38.7			
FH	(60°-80°)	208.7	31.3			G0/660
FVH	(80°-90°)	4.9	0.7			G0/10
BL	(0°-30°)	33.3	5.0	B0/110		
BM	(30°-60°)	75.4	11.3	B0/220		
BH	(60°-80°)	40.4	6.1	B0/110		G0/110
BVH	(80°-90°)	5.8	0.9			G0/10
UL	(90°-100°)	0.3	0.0		U1/10	
UH	(100°-180°)	0.2	0.0		U1/10	

BUG Rating: B0-U1-G0

Type III Short





REPORT NUMBER: P226393

CATALOG NUMBER: ISW-AF-XXX-LED-E1-T3-7050-XXB

CANDELA DISTRIBUTION (FULL):

	0°	5°	15°	25°	35°	45°	55°	57°	65°	75°	85°
0°	88.3	88.3	88.3	88.3	88.3	88.3	88.3	88.3	88.3	88.3	88.3
2.5°	87.6	87.8	88.0	87.9	87.9	87.9	87.9	87.9	88.0	88.0	87.8
5°	86.1	86.2	86.3	86.5	86.7	86.9	87.0	87.0	87.1	87.0	86.8
7.5°	84.0	84.1	84.5	84.5	84.7	85.1	85.3	85.5	85.7	85.7	85.6
10°	83.3	83.3	83.3	83.0	83.2	83.3	83.6	83.6	84.4	84.8	85.0
12.5°	84.1	84.0	84.0	83.2	82.6	82.3	82.6	82.7	83.5	84.1	84.5
15°	85.8	85.8	85.6	84.5	83.1	82.1	82.0	82.0	82.7	83.5	84.2
17.5°	89.9	90.3	88.9	87.1	84.9	83.1	82.5	82.4	82.9	83.5	84.2
20°	97.6	97.5	95.5	92.2	88.3	85.5	83.8	83.6	83.5	83.9	84.7
22.5°	106.8	106.4	104.0	99.8	94.5	89.2	86.0	85.6	84.9	85.2	86.2
25°	116.6	116.7	113.7	108.3	101.7	95.3	90.5	90.1	88.4	88.3	89.4
27.5°	126.4	127.7	123.7	118.5	110.6	103.0	96.0	95.4	93.9	93.5	94.6
30°	140.8	140.3	135.3	128.7	120.8	111.2	104.5	103.4	100.5	101.2	102.4
32.5°	153.0	154.0	149.5	141.6	131.2	121.1	113.3	112.8	110.0	110.7	112.5
35°	167.8	170.3	164.4	154.6	144.6	134.3	124.9	123.4	121.1	122.7	124.0
37.5°	184.8	186.1	181.4	168.9	158.7	147.9	137.3	134.8	132.4	135.6	138.0
40°	201.0	203.0	197.0	186.4	174.6	164.3	152.7	152.2	146.6	150.1	156.3
42.5°	225.0	227.5	218.0	205.6	194.9	182.5	171.5	168.9	162.8	167.7	178.2
45°	241.8	241.7	235.2	225.0	218.5	206.4	191.6	188.5	181.9	188.5	202.5
47.5°	247.9	249.3	247.1	245.9	243.5	234.8	212.9	210.0	203.8	213.5	226.6
50°	256.8	256.5	256.5	264.2	270.8	269.0	237.8	233.7	227.2	238.9	257.6
52.5°	259.2	255.7	261.1	275.9	297.0	298.5	266.9	264.6	256.8	268.2	291.3
55°	252.7	251.8	260.4	281.8	315.1	326.1	300.5	297.4	288.7	298.4	327.6
57.5°	238.2	240.5	254.2	280.6	327.6	350.4	337.5	332.9	320.5	326.4	363.7
60°	223.1	224.2	242.4	276.1	331.0	367.3	376.3	373.7	352.3	355.8	390.4
62.5°	206.3	203.8	222.7	272.5	327.3	390.5	413.9	411.8	386.7	385.6	409.4
65°	159.4	162.9	179.0	225.2	301.5	408.7	458.7	456.1	425.0	410.2	407.4
67.5°	102.4	101.8	113.1	150.6	225.3	371.4	482.2	485.1	446.9	421.3	379.4
70°	36.7	37.8	42.1	68.4	123.6	247.5	425.1	439.4	430.8	400.6	308.8
72.5°	22.4	22.4	25.5	30.8	50.1	117.4	303.0	331.4	351.6	330.1	228.1
75°	17.6	17.5	18.5	21.2	27.0	38.5	161.1	183.1	225.5	228.0	129.8
77.5°	13.9	13.8	14.9	16.1	20.2	20.4	51.4	66.9	103.5	97.4	46.4
80°	11.2	11.1	11.9	12.2	14.8	14.1	20.6	23.9	36.3	31.8	20.1
82.5°	10.1	10.1	10.9	9.4	10.2	9.9	12.8	13.7	18.2	18.9	12.1
85°	6.6	6.8	10.2	9.1	6.7	6.1	8.2	8.7	11.4	12.4	5.9
87.5°	3.1	3.4	7.8	7.5	4.4	3.3	4.6	4.9	6.2	7.6	3.5
90°	0.6	0.6	1.0	1.1	0.6	0.6	0.8	0.7	0.7	1.0	1.0
92.5°	0.0	0.0	0.0	0.0	0.0	0.0	0.0	0.0	0.0	0.0	0.0
95°	0.0	0.0	0.0	0.0	0.0	0.0	0.0	0.0	0.0	0.0	0.0
97.5°	0.0	0.0	0.0	0.0	0.0	0.0	0.0	0.0	0.0	0.0	0.0
100°	0.0	0.0	0.0	0.0	0.0	0.0	0.0	0.0	0.0	0.0	0.0
102.5°	0.0	0.0	0.0	0.0	0.0	0.0	0.0	0.0	0.0	0.0	0.0
105°	0.0	0.0	0.0	0.0	0.0	0.0	0.0	0.0	0.0	0.0	0.0
107.5°	0.0	0.0	0.0	0.0	0.0	0.0	0.0	0.0	0.0	0.0	0.0
110°	0.0	0.0	0.0	0.0	0.0	0.0	0.0	0.0	0.0	0.0	0.0



REPORT NUMBER: P226393

CATALOG NUMBER: ISW-AF-XXX-LED-E1-T3-7050-XXB

CANDELA DISTRIBUTION (continued):

	0°	5°	15°	25°	35°	45°	55°	57°	65°	75°	85°
112.5°	0.0	0.0	0.0	0.0	0.0	0.0	0.0	0.0	0.0	0.0	0.0
115°	0.0	0.0	0.0	0.0	0.0	0.0	0.0	0.0	0.0	0.0	0.0
117.5°	0.0	0.0	0.0	0.0	0.0	0.0	0.0	0.0	0.0	0.0	0.0
120°	0.0	0.0	0.0	0.0	0.0	0.0	0.0	0.0	0.0	0.0	0.0
122.5°	0.0	0.0	0.0	0.0	0.0	0.0	0.0	0.0	0.0	0.0	0.0
125°	0.0	0.0	0.0	0.0	0.0	0.0	0.0	0.0	0.0	0.0	0.0
127.5°	0.0	0.0	0.0	0.0	0.0	0.0	0.0	0.0	0.0	0.0	0.0
130°	0.0	0.0	0.0	0.0	0.0	0.0	0.0	0.0	0.0	0.0	0.0
132.5°	0.0	0.0	0.0	0.0	0.0	0.0	0.0	0.0	0.0	0.0	0.0
135°	0.0	0.0	0.0	0.0	0.0	0.0	0.0	0.0	0.0	0.0	0.0
137.5°	0.0	0.0	0.0	0.0	0.0	0.0	0.0	0.0	0.0	0.0	0.0
140°	0.0	0.0	0.0	0.0	0.0	0.0	0.0	0.0	0.0	0.0	0.0
142.5°	0.0	0.0	0.0	0.0	0.0	0.0	0.0	0.0	0.0	0.0	0.0
145°	0.0	0.0	0.0	0.0	0.0	0.0	0.0	0.0	0.0	0.0	0.0
147.5°	0.0	0.0	0.0	0.0	0.0	0.0	0.0	0.0	0.0	0.0	0.0
150°	0.0	0.0	0.0	0.0	0.0	0.0	0.0	0.0	0.0	0.0	0.0
152.5°	0.0	0.0	0.0	0.0	0.0	0.0	0.0	0.0	0.0	0.0	0.0
155°	0.0	0.0	0.0	0.0	0.0	0.0	0.0	0.0	0.0	0.0	0.0
157.5°	0.0	0.0	0.0	0.0	0.0	0.0	0.0	0.0	0.0	0.0	0.0
160°	0.0	0.0	0.0	0.0	0.0	0.0	0.0	0.0	0.0	0.0	0.0
162.5°	0.0	0.0	0.0	0.0	0.0	0.0	0.0	0.0	0.0	0.0	0.0
165°	0.0	0.0	0.0	0.0	0.0	0.0	0.0	0.0	0.0	0.0	0.0
167.5°	0.0	0.0	0.0	0.0	0.0	0.0	0.0	0.0	0.0	0.0	0.0
170°	0.0	0.0	0.0	0.0	0.0	0.0	0.0	0.0	0.0	0.0	0.0
172.5°	0.0	0.0	0.0	0.0	0.0	0.0	0.0	0.0	0.0	0.0	0.0
175°	0.0	0.0	0.0	0.0	0.0	0.0	0.0	0.0	0.0	0.0	0.0
177.5°	0.0	0.0	0.0	0.0	0.0	0.0	0.0	0.0	0.0	0.0	0.0
180°	0.0	0.0	0.0	0.0	0.0	0.0	0.0	0.0	0.0	0.0	0.0



REPORT NUMBER: P226393

CATALOG NUMBER: ISW-AF-XXX-LED-E1-T3-7050-XXB

CANDELA DISTRIBUTION (continued):

	90°	95°	105°	115°	125°	135°	145°	155°	165°	175°	180°
0°	88.3	88.3	88.3	88.3	88.3	88.3	88.3	88.3	88.3	88.3	88.3
2.5°	88.1	87.9	88.0	88.1	88.2	88.4	88.5	88.5	88.5	88.4	88.6
5°	87.0	86.8	86.8	87.1	87.4	87.8	88.3	88.8	89.0	89.1	89.1
7.5°	85.8	85.6	85.7	86.2	86.7	87.0	87.6	87.9	88.6	88.6	88.8
10°	85.1	85.3	85.4	85.8	86.2	86.2	86.1	85.9	85.7	86.2	86.0
12.5°	84.6	84.9	84.8	85.4	85.6	84.8	83.6	82.1	81.9	82.1	82.3
15°	84.4	84.4	84.7	84.7	83.7	82.2	80.7	80.8	81.0	81.6	81.6
17.5°	84.4	84.5	84.7	84.0	82.3	80.9	80.6	80.3	79.3	79.0	78.7
20°	85.1	84.9	85.1	83.8	82.3	81.2	79.0	76.9	74.8	74.0	73.6
22.5°	86.7	86.4	86.3	85.1	83.1	79.6	75.2	72.0	68.5	67.3	66.9
25°	89.6	89.5	88.8	88.0	82.6	75.6	70.1	64.9	61.2	59.1	59.2
27.5°	94.7	94.7	94.3	90.5	79.6	70.7	63.3	58.0	54.1	52.2	51.9
30°	102.4	102.6	102.8	91.1	74.8	63.5	55.7	52.2	49.9	48.4	48.3
32.5°	112.0	113.0	111.8	90.4	68.4	54.7	49.9	48.6	47.5	46.5	46.4
35°	124.6	127.5	119.6	87.3	61.2	48.7	46.3	45.4	44.6	43.9	44.0
37.5°	141.6	144.4	124.6	82.1	51.9	45.3	44.3	42.9	41.6	40.1	39.9
40°	161.7	160.8	126.4	72.2	46.1	43.7	42.2	40.5	38.2	36.1	35.7
42.5°	181.7	175.9	124.9	60.1	42.3	42.2	40.2	38.0	35.7	33.9	33.9
45°	204.2	189.2	120.5	48.7	39.4	40.7	38.2	35.9	33.8	32.4	32.3
47.5°	225.4	201.7	113.1	40.6	36.4	38.7	36.7	34.5	32.5	31.3	31.1
50°	250.3	215.9	107.5	35.1	33.5	36.7	35.8	33.9	31.9	30.6	30.4
52.5°	275.5	229.7	103.3	31.3	30.9	35.1	35.4	34.2	32.2	29.6	29.4
55°	301.8	246.9	94.8	28.4	28.5	34.0	35.9	35.0	33.6	29.3	29.1
57.5°	323.9	262.8	80.0	26.3	26.7	33.1	36.1	34.4	32.8	29.5	29.2
60°	341.1	273.7	58.6	24.7	25.1	32.1	35.2	32.4	30.3	29.5	29.0
62.5°	346.5	274.1	39.0	22.8	23.8	30.5	33.7	31.3	28.8	29.2	29.0
65°	333.1	259.6	27.9	20.9	22.8	28.5	33.0	30.3	28.2	29.7	29.5
67.5°	292.2	218.8	22.4	19.5	21.3	26.5	31.7	29.3	27.6	30.8	30.2
70°	227.6	156.9	19.0	18.0	19.8	24.6	30.0	28.3	26.8	29.9	29.1
72.5°	150.1	92.4	16.8	16.7	17.9	23.0	28.1	27.3	25.6	27.1	25.9
75°	78.3	42.8	14.6	15.1	15.9	21.5	26.3	25.6	23.6	24.2	23.8
77.5°	30.8	20.1	12.6	13.3	14.2	19.4	24.1	23.3	21.7	21.2	21.1
80°	16.9	13.5	10.5	11.4	12.0	17.5	21.8	20.9	19.2	18.9	18.6
82.5°	10.7	8.8	8.7	9.3	10.0	15.5	19.6	18.2	16.8	19.8	16.0
85°	5.0	5.2	6.2	6.9	7.8	13.2	17.1	15.6	14.2	13.8	12.2
87.5°	2.8	3.5	4.1	4.7	5.4	9.3	13.5	12.2	10.6	9.1	9.4
90°	0.7	0.7	1.2	1.1	1.2	1.4	6.7	6.0	5.3	2.5	1.6
92.5°	0.0	0.0	0.0	0.0	0.0	0.0	0.0	0.0	0.0	0.0	0.0
95°	0.0	0.0	0.0	0.0	0.0	0.0	0.0	0.0	0.0	0.0	0.0
97.5°	0.0	0.0	0.0	0.0	0.0	0.0	0.0	0.0	0.0	0.0	0.0
100°	0.0	0.0	0.0	0.0	0.0	0.0	0.0	0.0	0.0	0.0	0.0
102.5°	0.0	0.0	0.0	0.0	0.0	0.0	0.0	0.0	0.0	0.0	0.0
105°	0.0	0.0	0.0	0.0	0.0	0.0	0.0	0.0	0.0	0.0	0.0
107.5°	0.0	0.0	0.0	0.0	0.0	0.0	0.0	0.0	0.0	0.0	0.0
110°	0.0	0.0	0.0	0.0	0.0	0.0	0.0	0.0	0.0	0.0	0.0



REPORT NUMBER: P226393

CATALOG NUMBER: ISW-AF-XXX-LED-E1-T3-7050-XXB

CANDELA DISTRIBUTION (continued):

	90°	95°	105°	115°	125°	135°	145°	155°	165°	175°	180°
112.5°	0.0	0.0	0.0	0.0	0.0	0.0	0.0	0.0	0.0	0.0	0.0
115°	0.0	0.0	0.0	0.0	0.0	0.0	0.0	0.0	0.0	0.0	0.0
117.5°	0.0	0.0	0.0	0.0	0.0	0.0	0.0	0.0	0.0	0.0	0.0
120°	0.0	0.0	0.0	0.0	0.0	0.0	0.0	0.0	0.0	0.0	0.0
122.5°	0.0	0.0	0.0	0.0	0.0	0.0	0.0	0.0	0.0	0.0	0.0
125°	0.0	0.0	0.0	0.0	0.0	0.0	0.0	0.0	0.0	0.0	0.0
127.5°	0.0	0.0	0.0	0.0	0.0	0.0	0.0	0.0	0.0	0.0	0.0
130°	0.0	0.0	0.0	0.0	0.0	0.0	0.0	0.0	0.0	0.0	0.0
132.5°	0.0	0.0	0.0	0.0	0.0	0.0	0.0	0.0	0.0	0.0	0.0
135°	0.0	0.0	0.0	0.0	0.0	0.0	0.0	0.0	0.0	0.0	0.0
137.5°	0.0	0.0	0.0	0.0	0.0	0.0	0.0	0.0	0.0	0.0	0.0
140°	0.0	0.0	0.0	0.0	0.0	0.0	0.0	0.0	0.0	0.0	0.0
142.5°	0.0	0.0	0.0	0.0	0.0	0.0	0.0	0.0	0.0	0.0	0.0
145°	0.0	0.0	0.0	0.0	0.0	0.0	0.0	0.0	0.0	0.0	0.0
147.5°	0.0	0.0	0.0	0.0	0.0	0.0	0.0	0.0	0.0	0.0	0.0
150°	0.0	0.0	0.0	0.0	0.0	0.0	0.0	0.0	0.0	0.0	0.0
152.5°	0.0	0.0	0.0	0.0	0.0	0.0	0.0	0.0	0.0	0.0	0.0
155°	0.0	0.0	0.0	0.0	0.0	0.0	0.0	0.0	0.0	0.0	0.0
157.5°	0.0	0.0	0.0	0.0	0.0	0.0	0.0	0.0	0.0	0.0	0.0
160°	0.0	0.0	0.0	0.0	0.0	0.0	0.0	0.0	0.0	0.0	0.0
162.5°	0.0	0.0	0.0	0.0	0.0	0.0	0.0	0.0	0.0	0.0	0.0
165°	0.0	0.0	0.0	0.0	0.0	0.0	0.0	0.0	0.0	0.0	0.0
167.5°	0.0	0.0	0.0	0.0	0.0	0.0	0.0	0.0	0.0	0.0	0.0
170°	0.0	0.0	0.0	0.0	0.0	0.0	0.0	0.0	0.0	0.0	0.0
172.5°	0.0	0.0	0.0	0.0	0.0	0.0	0.0	0.0	0.0	0.0	0.0
175°	0.0	0.0	0.0	0.0	0.0	0.0	0.0	0.0	0.0	0.0	0.0
177.5°	0.0	0.0	0.0	0.0	0.0	0.0	0.0	0.0	0.0	0.0	0.0
180°	0.0	0.0	0.0	0.0	0.0	0.0	0.0	0.0	0.0	0.0	0.0

(END OF REPORT)